



UNPARALLELED LOCATION & ACCESS | AVAILABLE NOW

67,243 SF Available

212 Rome Street, Newark, NJ 07105



For more information, contact:

THOMAS F. MONAHAN

Vice Chairman
+1 201 712 5610
thomas.monahan@cbre.com

BRIAN GOLDEN

Executive Vice President
+1 201 712 5607
brian.golden@cbre.com

LARRY SCHIFFENHAUS

Executive Vice President
+1 201 712 5809
larry.schiffenhaus@cbre.com

ANDREW GUNST

Transaction Associate
+1 201 712 5649
andrew.gunst@cbre.com

RÉMY P. DEVARENNE

Executive Vice President
+1 201 712 5608
remy.devarenne@cbre.com

EVAN BERNARD

Senior Associate
+1 201 712 5646
evan.bernard@cbre.com

GARRET KURTZ

Associate
+1 201 712 5834
garret.kurtz@cbre.com

212romest.com



CBRE

No warranty or representation, expressed or implied, is made as to the accuracy of the information contained herein, and same is submitted subject to error and omission.

UNPARALLELED LOCATION & ACCESS | AVAILABLE NOW

67,243 SF Available

212 Rome Street, Newark, NJ 07105



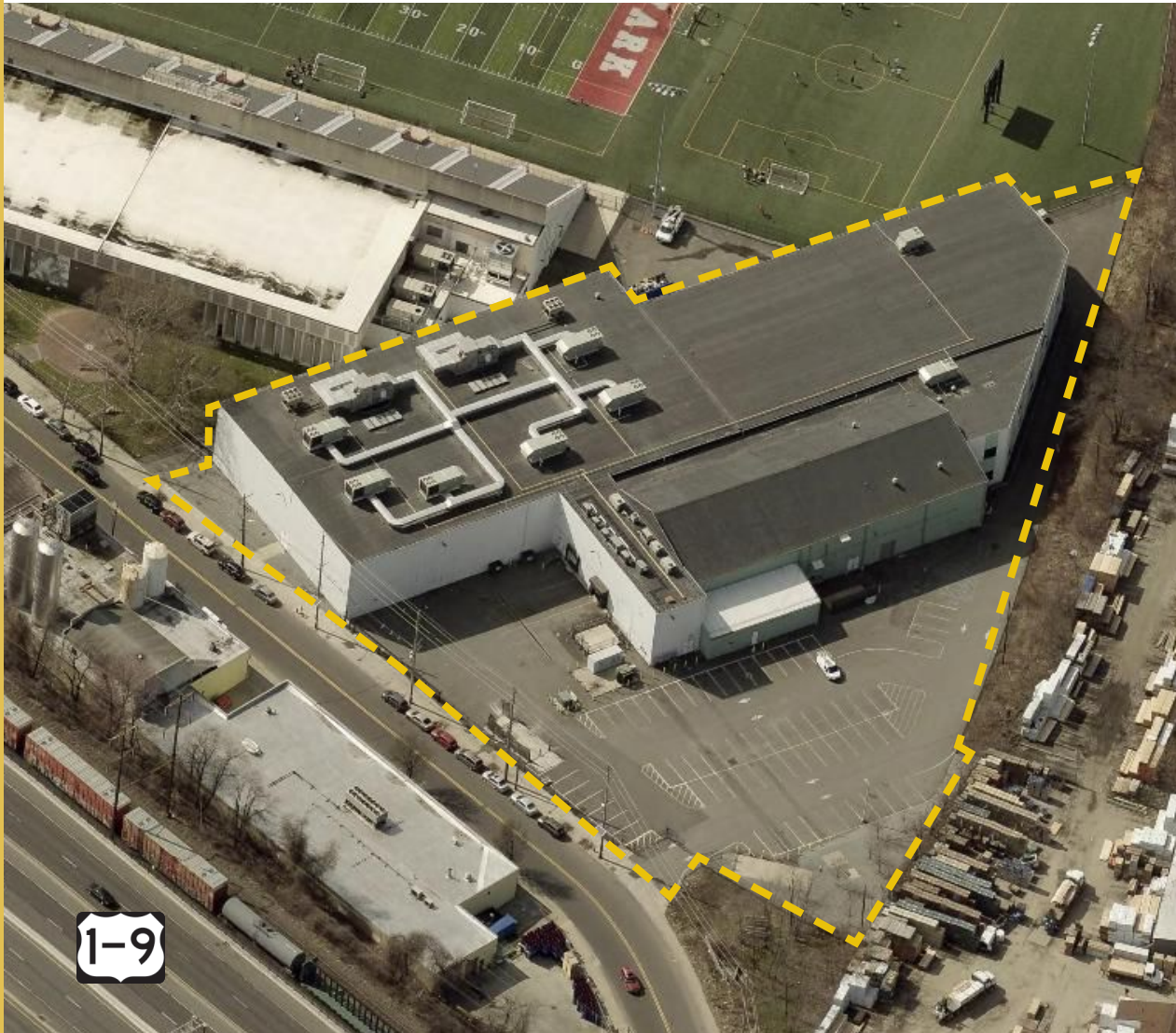
Property Overview

LAST MILE DELIVERY

Experience the advantage of 212 Rome Street that promises unparalleled location and access. 7 miles from New York City, this property provides an optimal location for last mile delivery services. Port-centric occupiers benefit from the close proximity to the second-busiest cargo port in the nation - The Port of New York and New Jersey.

PROPERTY HIGHLIGHTS

- 67,243 SF total building size
- LED lighting
- 32' - 33' clear height
- Fenced
- 2 dock doors
- 1 drive-in door
- 2 grade level doors



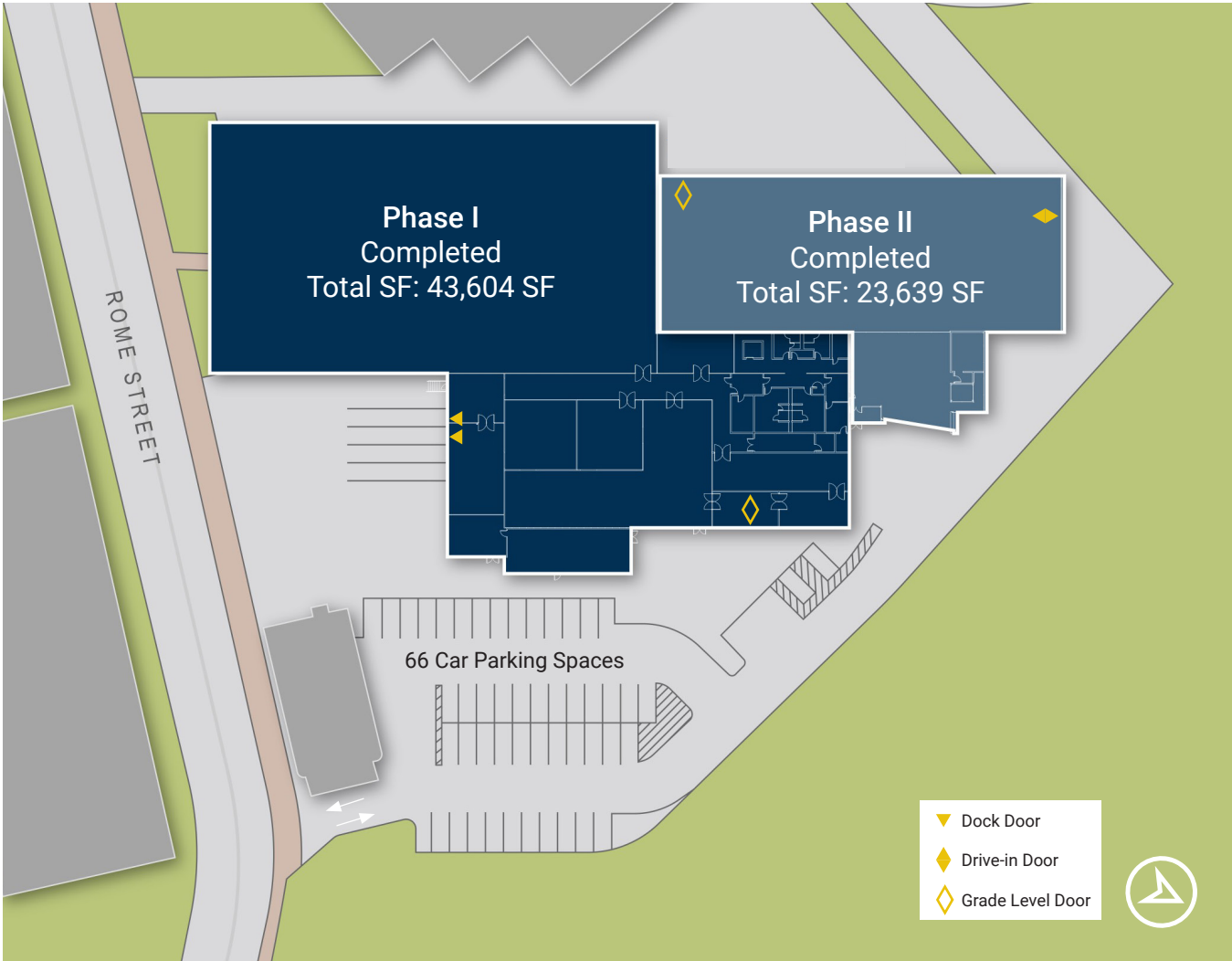
CBRE | 212 Rome Street, Newark, NJ 07105 | 212romest.com

No warranty or representation, expressed or implied, is made as to the accuracy of the information contained herein, and same is submitted subject to error and omission.

UNPARALLELED LOCATION & ACCESS | AVAILABLE NOW

67,243 SF Available

212 Rome Street, Newark, NJ 07105



PROPERTY FEATURES

Total Building Size	67,243 SF
Site Size	2.92 acres
Office	5,097 SF (1st floor) 2,939 SF (mezzanine)
Ceiling Height	32' - 33'
Column Spacing	60' x 52'
Car Parking	66
Dock Doors	2
Drive-In Doors	1
Grade Level Doors	2
Sprinklers	Wet System
Power	Two services: 4,000a, 3 phase, 277/480v 1,600a, 3 phase, 120/208v

UNPARALLELED LOCATION & ACCESS | AVAILABLE NOW



67,243 SF Available

212 Rome Street, Newark, NJ 07105

Location Overview



CBRE | 212 Rome Street, Newark, NJ 07105 | 212romest.com

No warranty or representation, expressed or implied, is made as to the accuracy of the information contained herein, and same is submitted subject to error and omission.

UNPARALLELED LOCATION & ACCESS | AVAILABLE NOW

67,243 SF Available

212 Rome Street, Newark, NJ 07105



Proximity
to FedEx /
UPS Hubs

Ideal location for
e-commerce and
logistics users

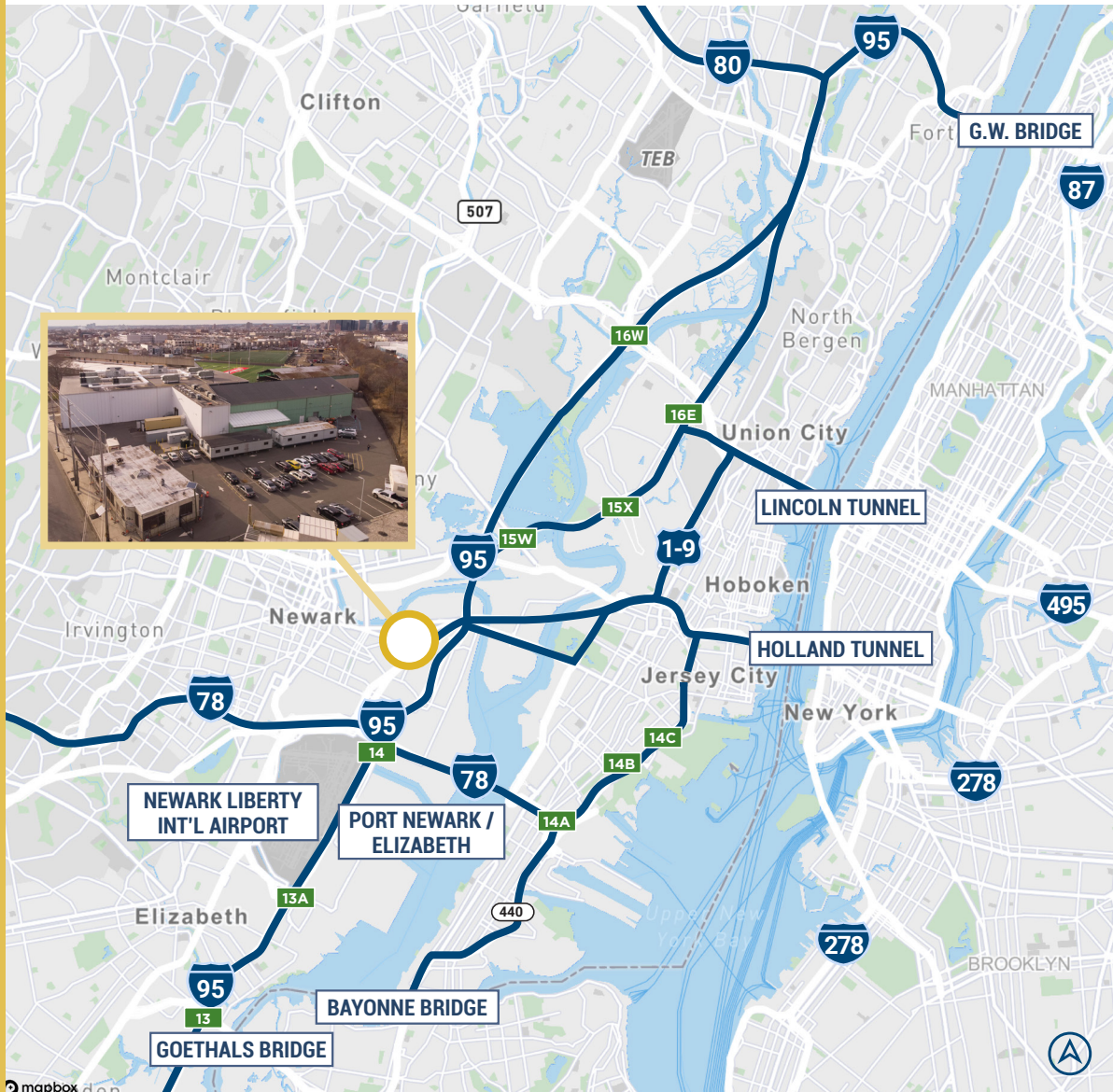
CBRE | 212 Rome Street, Newark, NJ 07105 | 212romest.com

No warranty or representation, expressed or implied, is made as to the accuracy of the information contained herein, and same is submitted subject to error and omission.

UNPARALLELED LOCATION & ACCESS | AVAILABLE NOW

67,243 SF Available

212 Rome Street, Newark, NJ 07105



LOCATION HIGHLIGHTS

- 4 miles to Newark International Airport
- 5 miles to Port Newark / Elizabeth
- 7 miles to Holland Tunnel
- 10 miles to Goethals Bridge
- 10.5 miles to Lincoln Tunnel
- 17 miles to George Washington Bridge



1 mile

to the New Jersey Turnpike



4 miles

to Newark International Airport



7 miles

to New York City

CBRE | 212 Rome Street, Newark, NJ 07105 | 212romest.com

No warranty or representation, expressed or implied, is made as to the accuracy of the information contained herein, and same is submitted subject to error and omission.